

Lincandescent

Surface-Mounted Linear Accent Luminaire

Incandescent


LIN Series

Project

Type

Project Location


Catalog #



Surface Mount

- Continuous lengths of warm incandescent light.
- Available in 20" and 40" lengths.
- 1000 hour lamp life.
- Units can be mounted end-to-end for continuous incandescent illumination.
- Design system features base unit plus handsome reflector accessories.
- Remodeling feature: Reflector accessories cover 2" and/or 4" outlet boxes.
- Choice of silver, gold, or black richly etched or polished specular finishes.
- The flattering warmth of incandescent lighting has taken on a linear dimension. Continuous lengths of low-luster incandescent light create a new elegance in interiors, allowing the designer to "paint" a space with the color rendering which makes people look and feel their best.

Elegance and attention to detail. The LINCANDESCENTS' source is presented on a continuous 45° beveled platform to emphasize the beauty of its pure form and to maximize the utilization of its light output. One or two triangular reflectors can be added, transforming the appearance of LINCANDESCENTS to make a variety of expressive design statements... and to conceal unsightly electrical boxes.



Symetric design with one or two triangular reflector



Bold design statement with two reflectors.

Lincandescent

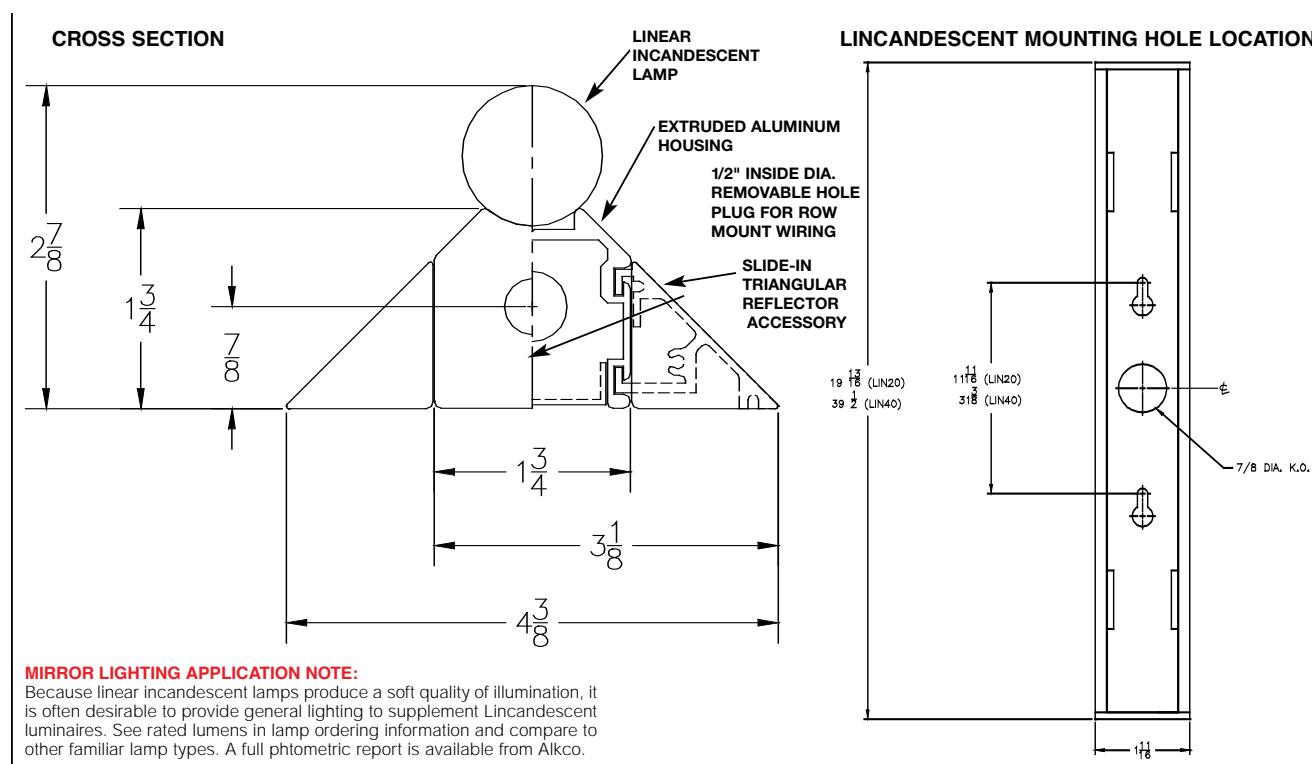
Surface-Mounted Linear Accent Luminaire

Incandescent

LIN Series

Project

Type



SPECIFICATIONS

CONSTRUCTION

Extruded aluminum housing and triangular reflectors. Injection molded end-caps.

FINISH

Satin etch or polished specular silver, gold, or black anodized finishes, and white baked enamel paint finish.

LAMPS

60 or 150 watt linear incandescent lamp included. 1000 hour average lamp life.

ELECTRICAL

(2) concealed sockets. Safety switch automatically disconnects electricity up on lamp removal. 120 Volt only. 277 and 347 Volt not available.

INSTALLATION FEATURES

(2) key hole mounting slots and 7/8" dia. knockout for

electrical connection in back-plate. Triangular accessories simply slide onto housing extrusion. When one triangular reflector is used 2" wide outlet box can be covered. When 2 are used 4" outlet box can be covered. 9/16" plug in end-caps allow end-to-end wiring.

LABELS

UL & IBEW, damp location.

DIMMING

For the best results use auto-transformer type dimmers (Luxtrol WBD800 model dimmer). Better quality solid state incandescent dimmers may be used, but audible filament hum may be objectionable in some installations (especially with 150 watt lamps) and lamp life may be adversely affected.

ORDERING INFORMATION

CATALOG #	DESCRIPTION	L	W	D
LIN20	20" Lincandescent fixture	19 3/4"	1 3/4"	2 3/4"
LIN40	40" Lincandescent fixture	39 7/16"	1 3/4"	2 3/4"

TRIANGULAR REFLECTOR ACCESSORIES

TR20	20" Triangular reflector (one)
TR40	40" Triangular reflector (one)

FINISHES

ES	Etched Silver
EG	Etched Gold
EB	Etched Black
PS	Polished Silver
PG	Polished Gold
PB	Polished Black
WBE	White Baked Enamel

LAMPS

LAMPS	RATED LUMENS
L20	60 watt Linear Incandescent lamp (20") 460
L40	150 watt Linear Incandescent lamp (40") 930

OPTIONAL EQUIPMENT

/CS-3-B	6' Black UL Labeled 3-Wire Cordset (consult factory)
/LIN-CP	4 1/2" Square Outlet Box Cover (Add finish as Suffix)

Example: LIN-CP-ES (Etched Silver)

LIN-CP-WBE (White Baked Enamel)



© 2013 Koninklijke Philips N.V. (Royal Philips). All rights reserved.
Specifications are subject to change without notice.
www.philips.com/luminaires

LIN Series 06/13 page 2 of 2

Philips Lighting Company
200 Franklin Square Drive
Somerset, NJ 08873
Phone: 855-486-2216

Philips Lighting Company
281 Hillmount Road
Markham ON, Canada L6C 2S3
Phone: 800-668-9008